



Vantage Plus

Indirect ophthalmoscopy enhanced

Ihr Fachhändler:

bon

bon Optic Vertriebsgesellschaft mbH

Stellmacherstraße 14 • 23556 Lübeck
Tel. 0451 80 9000 • E-Mail call@bon.de • www.bon.de

Keeler
— A world without vision loss —

Vantage Plus

The Keeler Vantage Plus is designed to save time while providing balanced comfort for extended use in a range of clinical applications through the binocular optical view used in conjunction with a condensing lens.

An Indirect Ophthalmoscope is an AC or battery-powered device containing illumination and viewing optics; and it is intended to be used to examine the cornea, aqueous, lens, vitreous and retina of the eye. The device is intended for use by a trained healthcare professional, and is mounted on the user’s head.



Key features

- Renowned Keeler binocular optics
- Save time during examination with the automated Intelligent Optical System
- Enhance your view by 1.6x with the Hi Mag Lens attachment

Superior optics without compromise on balance and comfort



High contrast optics

The compact and high contrast viewing optics use natural LED illumination that gives you brilliantly crisp, glare free, superior views of the retina every time.

Filters and Apertures

IR/UV filters are built into the optics of the Vantage Plus with optional filters and a choice of 3 apertures plus a soft light diffuser.

P D Range: 48 - 76mm



High contrast Keeler optics



Vantage Plus filters

Part Numbers

Vantage Plus Indirect Ophthalmoscope

1205-P-1010	Vantage Plus LED Corded
1205-P-1011	Vantage Plus LED Corded Kit A
1205-P-1014	Vantage Plus LED Wireless In Carton
1205-P-1015	Vantage Plus LED Standard Kit A
1205-P-1016	Vantage Plus LED Slimline Kit A
1205-P-1019	Vantage Plus LED Standard with Charger
1205-P-1020	Vantage Plus LED Slimline with Charger
1205-P-1022	Vantage Plus LED Wireless Student Kit
1205-P-2007	Vantage Plus LED Slimline Student Kit

Accessories

EP39-53748	Eye Lens Plano (qty 2)
EP39-53799	Rubber Eye Cap (qty 2)
1012-P-5241	Bulb
1201-P-6067	Large Depressor
1201-P-6075	Small Depressor
1202-P-7192	Hi Mag Lens
1205-P-7034	Binocular Indirect Face Shield
1919-P-1013	Standard Battery Pack
1919-P-5338	Slimline Battery for wireless Vantage Plus
1941-P-5335	Standard Charger
1945-P-5019	Slimline Charger for wireless Vantage Plus
2105-K-1159	Volk 20D Black Condensing Lens
2199-P-7136	Lens Cloth
2415-P-7001	Instructions for Use
3412-P-7000	Indirect Carrying Case

Unique benefits

Bright white LED illumination for a superior retinal view

The natural LED cooler colour provides brighter, whiter illumination, longer battery life, freedom from purchasing bulbs and a life expectancy of up to 10,000 hours.

Clinically, the superior optics combined with the natural LED illumination could provide greater detail, allowing you to find retinal pathology that was not visible with the Xenon bulb BIO's.



Vantage Plus LED light source



Intelligent Optical System (IOS) (Patented No. US8132915B)


At last - now when you change the aperture, the optics and mirrors automatically adjust for you, without the need to flip another lever!

Keeler has designed this unique one step movement to make your examinations easier and faster.

The (IOS) mechanism (patented) means that when you select the small, medium or large aperture the optics automatically adjust, providing 3 dimensional stereoscopic views of the retina through all pupil sizes.


Large Pupil

When looking through a large fully dilated pupil the optics are separated and the light source remains in the upper position, achieving maximum stereopsis.



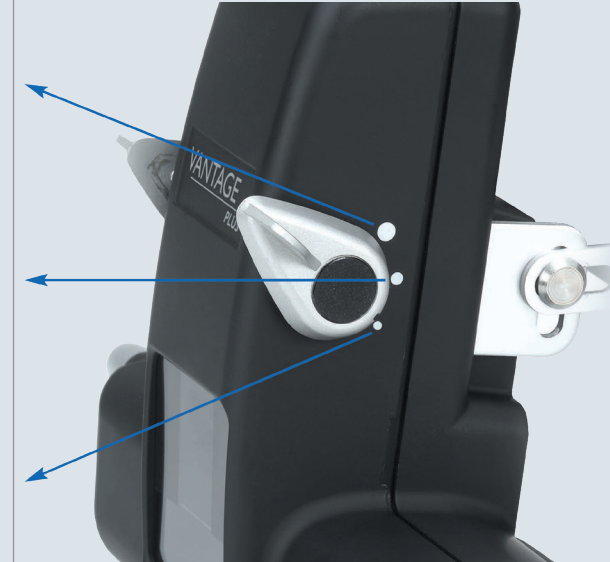

Intermediate Pupil

The viewing optics and light sources are in a 'mid position' for maximum stereopsis.



Small Pupil

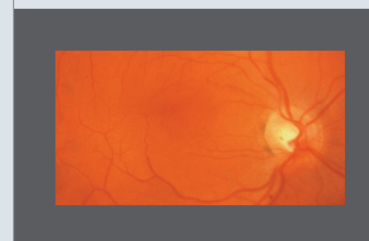
When looking through a small pupil the viewing optics and light source are converged to allow you to view the retina through the smallest pupils stereoscopically.



“Overall it is the best binocular indirect ophthalmoscope I have ever used”

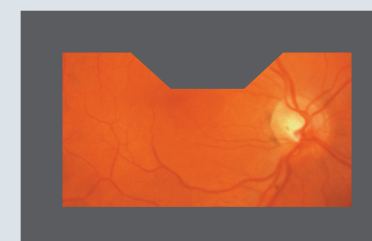
Mr J McAllister FRCS, FRCOph,
Consultant Ophthalmic Surgeon, Windsor

Exclusive - IOS Optics allows Small Pupil Imaging without any obstructions



View through Vantage Plus with IOS Optics.

When small pupil is selected there is no obstruction of the retina.



View through NON IOS Optical Systems.

When small pupil is selected there is an obstruction, reducing your clinical information.

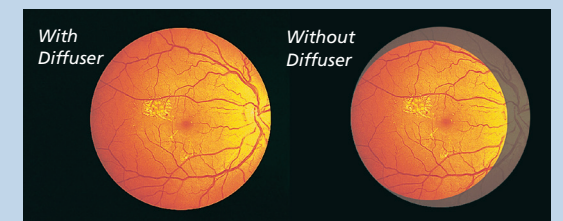


Teaching Mirror

The Vantage Plus teaching mirror slides on and off with ease allowing two observers to view the retina at the same time.

Wide angle diffuser


The Keeler wide angle diffuser eliminates shadows on the edge of the condensing lens expanding the field of view significantly, particularly useful during difficult and peripheral examinations. There is also less discomfort for the patient because the light is softer.



Slim professional carrying case



Transport your instrument in style and choose if you want to use your wheels or carry it on your shoulder.




The HiMag™ lens slides on and off with ease

This unique feature is only offered with the Vantage Plus indirect. It gives you a 1.6X additional magnification than with a condensing lens alone, providing superb stereoscopic images.



Scratch resistant coated optics guarantee high quality images at all times and HiMag™ can be simply flipped out of view when not required.



Wireless Power Supplies

Keeler wireless technology allows you to move from room to room without any constraints. The chargers are either desktop or wall mountable and store an extra lithium battery as a back up, should you need it.



*Slimline Lithium Polymer Battery
(paper clip shows scale)*

Slimline Lithium Polymer Battery

The New Slimline Lithium Polymer battery can give you up to 6 hours of use, weighs only 53 grams, and is nearly 70% lighter than the standard battery. It is also much smaller and can fit nicely into the palm of your hand.

Slimline Wireless Charger

The new wall mountable charger remains as durable as the Standard Wireless battery charger with the facility to store your extra battery in the top compartment. The charger has an easy release button to remove your extra battery.



Slimline Wireless Charger

*Slimline Lithium
Polymer Battery*



Slimline Lithium Polymer Battery

Standard Lithium Battery

Our original lithium battery lasts up to 11 hours of use and fits neatly into the charging unit.



Standard Wireless Charger

The Standard Wireless Charger can be wall or desk mounted with space for a spare battery, which means you will always have a back up. An LED indicates when the battery needs charging.



*Standard
Lithium Battery*

Wired Power Supplies

SmartPack

SmartPack is a stylish power supply system that combines 3 options in one product.

No longer will you need to purchase a portable system for domiciliary use, another system for mounting on your wall and another for tabletop use.

WallPack

Alternatively, if your power supply needs to be stationary you can purchase the WallPack which fits neatly on the wall. Your indirect can be mounted on the bracket it comes with.



WallPack



SmartPack

Which system is right for you?

Vantage Plus Usable Life	
Power Source	Natural LED
Slimline Battery	6 hours*
Standard Battery	11 hours*
SmartPack	17 hours*

* This measurement is based upon the illumination being used at normal examination power

“I used the Plus almost daily for four months before I had to recharge the battery”

Todd J. Purkiss, M.D., Ph.D., Chief Resident, Ophthalmology & Visual Sciences, University of Louisville

The Keeler Binocular Indirect Face Shield

Helping doctors stay safe

Providing a barrier between both patients and user to reduce potential transmission of harmful virus, designed with a simple pop on and off attachment mechanism.



What's in the box?

Vantage Plus Indirect Ophthalmoscope

- 1205-P-1010
VANTAGE PLUS LED
CORDED

 - Vantage Plus Indirect Ophthalmoscope
 - Corded assembly
 - Keeler BIO face shield
 - Hi-mag lens attachment
 - Lens cloth
 - +2D and plano ocular lenses
 - Instructions for use

- 1205-P-1011
VANTAGE PLUS LED
CORDED WITH
ACCESSORIES KIT

 - Vantage Plus Indirect Ophthalmoscope
 - Smartpack power supply
 - Keeler BIO face shield
 - Hi-mag lens attachment
 - Carry case
 - Teaching mirror
 - Blue Volk 20D condensing lens
 - Small thimble
 - Large thimble
 - FBO charts pad of 50
 - Set of 12 coloured pencils
 - Lens cloth
 - +2D and plano ocular lenses
 - Instructions for use

- 1205-P-1014
VANTAGE PLUS LED
WIRELESS IN CARTON

 - Vantage Plus Indirect Ophthalmoscope
 - Keeler BIO face shield
 - Hi-mag lens attachment
 - Slimline battery pack x2
 - Charger
 - Transformer
 - Lens cloth
 - +2D and plano ocular lenses
 - Instructions for use

- 1205-P-1015
VANTAGE PLUS LED
STANDARD WITH
ACCESSORIES KIT

 - Vantage Plus Indirect Ophthalmoscope
 - Keeler BIO face shield
 - Hi-mag lens attachment
 - Standard battery pack
 - Charger
 - Carry case
 - Teaching mirror
 - Blue Volk 20D condensing lens
 - Small thimble
 - Large thimble
 - FBO charts pad of 50
 - Set of 12 coloured pencils
 - Lens cloth
 - +2D and plano ocular lenses
 - Instructions for use

- 1205-P-1016
VANTAGE PLUS LED
SLIMLINE WITH
ACCESSORIES KIT

 - Vantage Plus Indirect Ophthalmoscope
 - Keeler BIO face shield
 - Hi-mag lens attachment
 - Slimline battery pack
 - Charger
 - Carry case
 - Teaching mirror
 - Blue Volk 20D condensing lens
 - Small thimble
 - Large thimble
 - FBO charts pad of 50
 - Set of 12 coloured pencils
 - Lens cloth
 - +2D and plano ocular lenses
 - Instructions for use

- 1205-P-1019
VANTAGE PLUS LED
STANDARD WITH
WALL-MOUNTED
CHARGER

 - Vantage Plus Indirect Ophthalmoscope
 - Keeler BIO face shield
 - Hi-mag lens attachment
 - Standard battery pack
 - Wall-mounted charging unit
 - Transformer
 - Lens cloth
 - +2D and plano ocular lenses
 - Instructions for use

- 1205-P-1020
VANTAGE PLUS LED
SLIMLINE WITH
WALL-MOUNTED
CHARGER

 - Vantage Plus Indirect Ophthalmoscope
 - Keeler BIO face shield
 - Hi-mag lens attachment
 - Slimline battery pack
 - Wall-mounted charging unit
 - Transformer
 - Lens cloth
 - +2D and plano ocular lenses
 - Instructions for use

Vantage Plus Student Sets

- 1205-P-1022
VANTAGE PLUS LED
STANDARD WIRELESS
STUDENT KIT







 - Vantage Plus Indirect Ophthalmoscope
 - Keeler BIO face shield
 - Hi-mag lens attachment
 - Standard battery pack
 - Charger
 - Carry case
 - Teaching mirror
 - Transformer
 - Lens cloth
 - +2D and plano ocular lenses
 - Halogen bulb insert
 - Instructions for use

- 1205-P-2007
VANTAGE PLUS LED
SLIMLINE WIRELESS
STUDENT KIT

 - Vantage Plus Indirect Ophthalmoscope
 - Keeler BIO face shield
 - Hi-mag lens attachment
 - Slimline battery pack
 - Charger
 - Carry case
 - Teaching mirror
 - Transformer
 - Lens cloth
 - +2D and plano ocular lenses
 - Halogen bulb insert
 - Instructions for use

Specifications

Vantage Plus System

OCULAR EYE LENSES	+2D as standard (plano optional)
LIGHT OUTPUT	1000 Lux
COLOUR TEMPERATURE OF LED	3800K
ILLUMINATION MIRROR ADJUSTMENT ABOUT CENTRE AXIS	84mm up, 53 mm down
ADJUSTMENT RANGE OF OPTICS	+/- 4 degrees
WORKING DISTANCE	Nominal 440mm
PUPIL SIZE	1-10mm
PD RANGE	48-76mm
BATTERY	Up to 2 hours continuous on a single charge
CLEANING	Wipe with water / isopropyl alcohol solution (70% IPA by volume)
FILTERS	 Cobalt Blue  Red-free  Diffuser
PATCH DIAMETER	20mm, 40mm, 60mm
APERTURE	 Large  Intermediate  Small
TEMPERATURE LIMITS	Operation +10°C to +35°C Storage -10°C to +55°C Transport -40°C to +70°C
HUMIDITY LIMITS	Operation 30% to 75% Storage 10% to 95% Transport 10% to 95%

Electrical Ratings

INPUT MAINS DATA	100-240V - 50/60Hz
POWER SUPPLY RATING	12V : 2.5amps
PHOTOCHEMICAL SOURCE RADIANCE	1mm aperture (mW cm ⁻² sr ⁻¹)
APHAKIC, LA (305-700nm)	1.32
PHAKIC, LB (380-700nm)	1.16

Dimensions and Weight

DIMENSIONS	150 x 230 x 310mm (HxWxD)
WEIGHT	596g

Classification and Safety Standards

CLASSIFICATION	Class II Equipment. Type B protection against shock
----------------	---



Vantage Plus Overview

The Keeler Vantage plus is a head-mounted indirect ophthalmoscope, designed to save time while providing balanced comfort for extended use in a range of clinical applications through the illuminated binocular optical view.

This is intended to be used in conjunction with a condensing lens as prescribed through indirect ophthalmoscopy techniques to illuminate and examine the fundus.

This equipment is to be used only by a healthcare professional.

Ihr Fachhändler:



bon Optic Vertriebsgesellschaft mbH

Stellmacherstraße 14 · 23556 Lübeck
Tel. 0451 80 9000 · E-Mail call@bon.de · www.bon.de

More Keeler Instruments

With over 100 years of industry experience, Keeler has become a household name among optometrists and ophthalmologists worldwide.

View our full range at
www.keeler.co.uk | www.keelerusa.com

Got a question? - Call us

UK: +44 (0)1753 857177 India: +91 99 3031 1090

USA: +1 800 523 5620 Brazil: +55 11 4302 6053

China: +86-18512119109

Keeler
— A world without vision loss —



A **Halma** company



Manufacturing address



Keeler Ltd. Clewer Hill Road Berkshire SL4 4AA UK